



# ELEMENT CART 30

Keep Chromebooks, laptops and tablets charged and ready to go. The Element Cart features a sleek design, smart charging across devices, a secure locking system and world-class reliability.



*Element Cart 30 shown in Cool Gray (CG)*



## ERGONOMIC DESIGN

Built in handle with front-loading configuration can support up to 30 laptops, Chromebooks or tablet devices.



## BUILT TO LAST

Each unit is fully welded. Designed and built in the USA.




## READY TO USE

The Element Cart comes fully assembled ready to deploy.



## COMPACT FOOTPRINT

20% narrower footprint than Element Cart 36, perfect for rooms tight on space.



**AVAILABLE PRE-WIRED** | Save valuable time by not having to wire each cart.




**CONVENIENT CABLE MANAGEMENT**  
The Cable Boss™ cord management system provides notched hooks that make it easy to organize cables and position cords neatly above devices.




**SMART AGILE POWER** | Digital cycle timer rotates charging to each shelf every 10 minutes, ensuring a safe charge.



**INDUSTRIAL GRADE** | 5 in. wheels with locking and directional casters.



**SECURITY** | Secure devices using a durable padlock included with the cart.



**270-DEGREE DOORS** | Doors fold flat against the cart, keeping them out of the way while open.

## SPECIFICATIONS

### Construction

USA-sourced steel  
Manufactured in Franklin Park, IL

### Device Compatibility

Up to 17.3 in.

### Power

AC: 120V AC, 12A,  
50/60Hz

### Warranty

7 year electrical and mechanical warranty

### Shipment Includes:

• Element Cart  
- Ships fully assembled

• Power cord

• Programmable combination

### AC457909 Includes:

• 30 65W USB-C Power Adapters

### Safety



## YOUR PRODUCT. YOUR IDENTITY.

Choose from one of our 16 colors and personalize by branding with your own logo.



## DIMENSIONS

	ELMTC30PAC-CG	ELMTC30USBC-CG
DELL SKU	AC457908	AC457909
DEVICE CAPACITY	30	30 USB-C
PRE-WIRED	No	Yes
CART DIMENSIONS	23.75 x 27.6 x 38 in.	
SLOT DIMENSIONS	1.25 x 17 x 12 in.	
WEIGHT	105 lbs.	127 lbs.
ADAPTER ACCESS	Back Panel	
COLOR	Cool Gray	

DIMENSIONS ARE EXPRESSED W X D X H

DESIGNED AND BUILT  
**IN THE USA**